



2018 Impact Report



Vision

A community where poverty is alleviated, communities are healthy, and all people can develop their full potential

Mission

Phoenix Family empowers people living in low-income housing communities with the on-site support they need to gain stability and achieve self-sufficiency.

In 2018, on any given day, Phoenix Family helped more than 6,000 people living in 36 low-income housing communities throughout Iowa, Kansas and Missouri through a variety of programs created to address poverty and to help each person live to their fullest potential. These programs increase financial stability, health and wellness, and education. These topics are segmented within Phoenix Family's 2018 Community Impact Report.

This report introduces the challenges associated with each of the core programs, and then provides the results of Phoenix Family's programs that are addressing those challenges.

On any given day, Phoenix Family serves more than 6,000 youth, adults, seniors, and people with special needs. Because we bring a full-spectrum of supportive services and programs into the communities where they live, we can have a greatest impact in helping them to gain stability and exit poverty.

A stable, safe home holds enormous possibilities for a low-income family striving to create a more stable future. Too often, the families we serve are just one crisis away from becoming homeless. And, like other low-income families, they need more than housing to overcome the barriers to success. They also need services where they live. Phoenix Family provides those critical on-site services. Our programs and services help residents to build on their strengths. As those skills grow, they experience the small successes that lead to the achievement of their goals.

In addition to individual case management services, Phoenix Family’s programs and services fall into three main program areas: Financial Stability, Education, and Health & Wellness.



“I knew it was time to make a new start. Being homeless changes how you see things and how you view the rest of the world.”

– Phoenix Family Resident

Financial Stability



The Challenge

In 2018, nearly 95% of families served by Phoenix Family had an average annual income of less than \$9,000 - far below the \$57,000 required for a family of three to be economically self-sufficient in Kansas City.

Without a living wage, clients continually struggle with competing budget needs just to get by; often taking on debt and becoming more financially burdened over time. Access to long-term financial advice and income growth is often out of reach or not a high priority, as residents focus on short-term solutions to mitigate crisis after crisis.

Phoenix Family Provides:

At the very core of a family’s stability is its financial security. Programs and services that Phoenix Family provides range from short-term emergency relief, such as financial emergency assistance and food and clothing pantries, to longer-term programs, such as eviction prevention programs, financial literacy, budgeting and employment services.

1,730 adults received financial stability assistance to increase their personal and household stability.

155 adults received employment assistance through resume help, employment skills assistance, and employment case management.

508 families and seniors received rent or utility assistance to help them avoid eviction and stay in their homes. 82% of them ultimately achieved greater housing stability.

627 adults received debt reduction education and assistance.

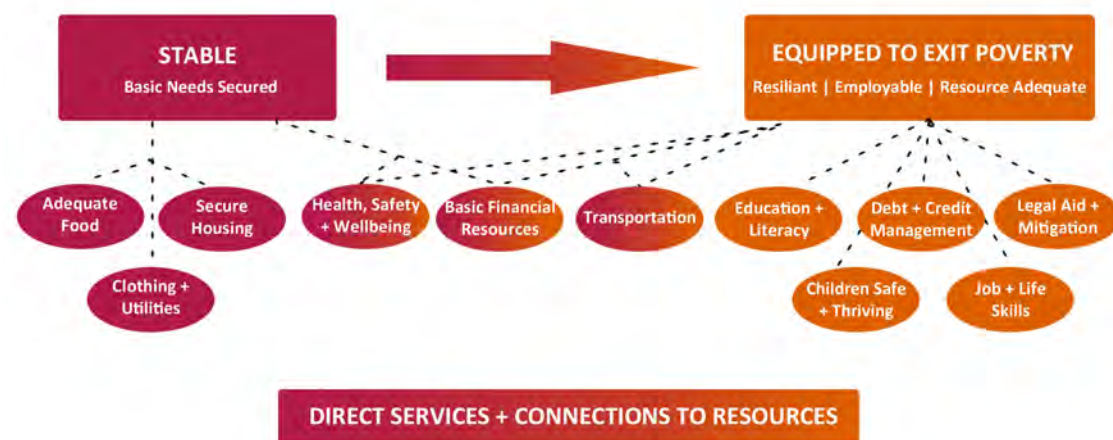
3,017 residents attended 105 financial literacy classes.

113,524 pounds of food were distributed to 2,578 families and seniors through a Phoenix Family food pantry.

1,542 adults received basic benefits and TANF assistance to increase the stability of their households.

1,572 households received furniture, clothing and hygiene pantry assistance to meet their critical basic needs and to establish a home.

HEALTHY AND STABLE CHILDREN, FAMILIES AND SENIORS.



Education



The Challenge

Education plays a key role in helping people to reach their full potential no matter their age. A recent study by the Southern Education Foundation shows that 30% of children raised in poverty do not finish high school. And those who do not earn a high school diploma by age 20 are 7 times more likely to be persistently poor throughout their adulthood.

Phoenix Family Provides

Phoenix Family provides programs that help those we serve to build and enhance life skills. In addition to providing youth educational development through our HIKE program, Phoenix Family offers skill-building services for adults including programs for financial literacy, technology and job preparation.

Of the **228** children who attended Phoenix Family's HIKE program, **72%** started the school year reading at least one year behind their grade level. By the end of the school year, **72%** had increased at least one grade level with **23%** of struggling readers moved from being at-risk to reading at level.

1,028 adults participated in Phoenix Family's education programs.

76 adults attended literacy classes, received college prep assistance or attended GED classes to increase their education level and/or to finish their certification requirements.

99 seniors attended **173** computer classes, learning how to use a computer for their daily lives, including keeping in touch with

long-distance friends and family, managing their finances, and tracking medical issues and prescriptions. **26%** of them now use the computer at least twice a week.

1,240 adults and seniors attended community education programs. Topics included voting rights, women's support groups, American citizenship, and health management.

37% of resident adults and seniors attended community engagement activities. These activities foster a sense of community and builds support networks within the housing community.

Health and Wellness



The Challenge

Economic inequality is increasingly linked to disparities in life expectancy across the income distribution, and these disparities seem to be growing over time.

Additionally, low-income Americans have higher rates of physical limitation and of heart disease, diabetes, stroke, and other chronic conditions, compared to higher-income Americans. Americans living in families that earn less than \$35,000 a year are four times as likely to report being nervous and five times as likely to report being sad all or most of the time, compared to those living in families earning more than \$100,000 a year. These disparities emerge early in life and can be transmitted across generations.

Phoenix Family Provides

Since good health establishes the groundwork for a stable future, Phoenix Family's programs facilitate residents' access to healthy lifestyles programming, health insurance, health care, and preventive services to support residents in creating a healthy lifestyle.

1,632 adults received wellness assessments and health checks throughout the year. Of those who attended, **26%** were referred for additional health services.

643 adults and seniors received health checks in the community over the year, including blood pressure checks, audiology assessments, dental services and flu shots.

93% of seniors served participated in Phoenix Family's Healthy Lifestyles programming, helping them to lead active and healthy lives and increasing their access to health services and information.

259 adults and seniors participated in fitness classes throughout the year.

758 children, adults and seniors received

medical assessment and medical assistance services, connecting them with knowledge of health services and insurance and increasing their knowledge of personal health care and preventative care issues

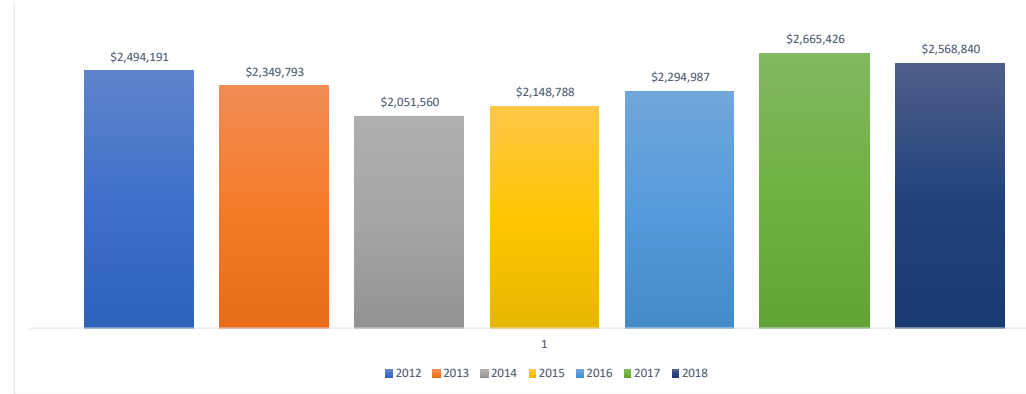
248 adults and seniors attended cooking and nutrition classes, learning new cooking skills and how to prepare healthy food on a low-budget.

698 adults and seniors participated in daily living skill seminars, which included help with communication, end of life planning, homemaker services, and managing finances.

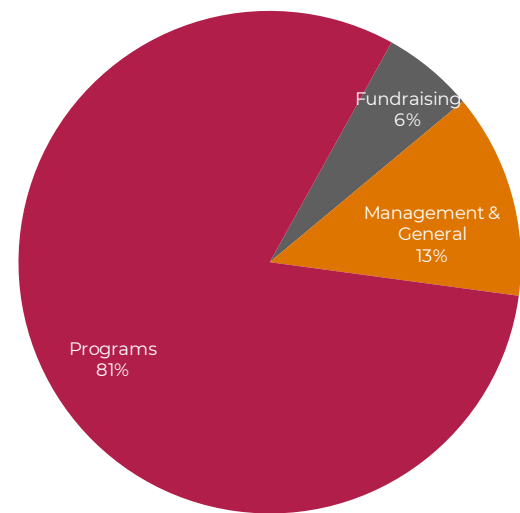
911 residents attended **1,276** hours of life skills programming, increasing their personal and family stability

Financial recap: 2018

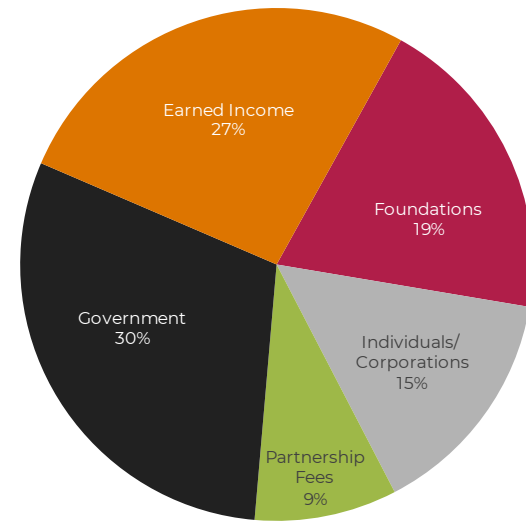
Our 2018 financial position continues to reflect investments in expanding programs and services to help children, adults, and seniors to gain stability and exit poverty. We also got better at doing things bigger and faster. As we start 2019, we start it with a renewed confidence in the strength of our model and vision for the future.



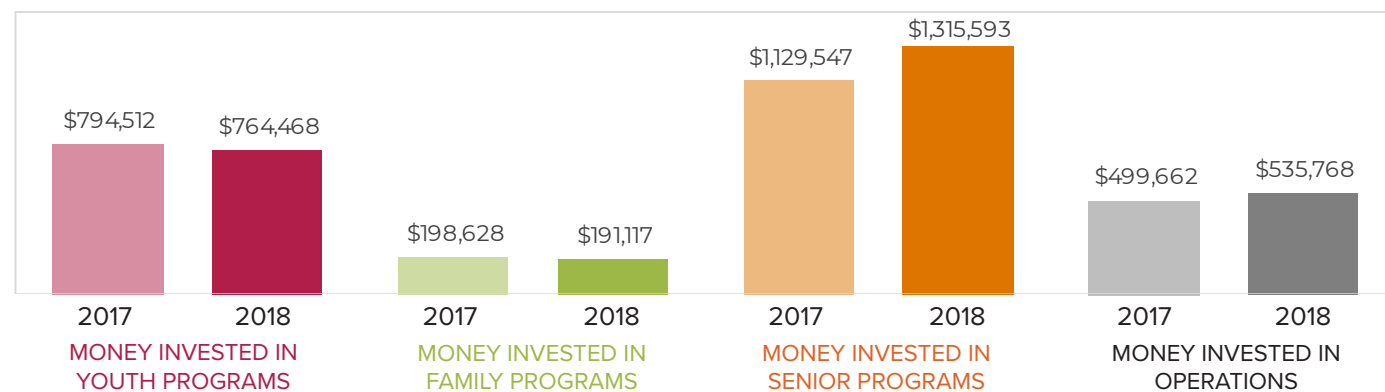
organizational efficiency



organizational support



organizational efficiency



Consolidated Statement of Financial Position

For the year ended June 30, 2018, with summarized comparative figures at June 30, 2017.

June 30, 2018 and 2017

Assets	Unrestricted	Temporarily Restricted	2018	2017
Current Assets	1,213,816	83,419	1,297,235	1,529,139
Developer fee, receivable, less current portion	54,079	-	54,079	147,620
Fixed Assets (net of accumulated depreciation)	22,506	-	25,654	15,813
Total Assets	1,290,401	83,419	1,373,820	1,692,572
Liabilities and Net Assets				
Liabilities:				
Accounts payable	37,567	-	37,567	23,861
Accrued expenses	147,589	-	147,589	133,343
Deferred revenue	314,097	-	314,097	422,695
Total Liabilities	499,253	-	499,253	579,899
Net Assets:				
Undesignated	471,756	-	471,756	692,859
Designated	290,557	-	290,557	250,214
Temporarily Restricted	-	112,254	112,254	169,600
Total Net Assets	762,313	112,254	874,567	1,112,673
Total Liabilities and Net Assets	1,261,566	112,254	1,373,820	1,692,572

Consolidated Statement of Activities

For the year ended June 30, 2018, with summarized comparative figures at June 30, 2017.

July 30, 2018 and 2017

	Unrestricted	Temporarily Restricted	2018	2017
Public Support and Revenue				
Public Support:				
Individuals and corporations	421,966	-	421,966	883,230
Foundations and other organizations	-	263,032	263,032	187,481
Net revenue from special events	231,610	-	231,610	188,169
Revenue:				
Service revenue	1,583,717	-	1,583,717	1,347,550
Partnership management fees	57,414	-	57,414	58,700
Interest and other income	11,101	-	11,101	296
Net release of temporary restrictions	320,378	(320,378)	-	-
Total public support and revenue	2,626,186	(57,346)	2,568,840	2,665,426
Expenses				
Program services	2,271,178	-	2,271,178	2,122,687
Management and general	371,449	-	371,449	333,922
Fundraising	164,319	-	164,319	165,740
Total expenses	2,806,946	-	2,806,946	2,622,349
Change in Net Assets	(180,760)	(57,346)	(238,106)	(43,077)
Net Assets, Beginning of Year	943,073	169,600	1,112,673	1,069,596
Net Assets, End of Year	762,313	112,254	874,567	1,112,673

Contributing to the Future

DONORS

\$200,000 & Up

Department of Housing & Urban Development
Phoenix Family Ventures, Inc.

\$100,000 to \$199,999

Missouri Housing Development Corporation
Parvin Estates

\$50,000 to \$99,999

Friendship Village
Greenway of Burlington Associates, LP
John Calvin Manor
Victor E. Speas Foundation

\$25,000 to \$49,999

AB Apartments Leasing, LP
Brad and Jillayne Pinchuk
Curls Manor
East Hills Village
KC CAN
Oak Grove Apartments
Oakland Heights
Palestine Gardens North
Parallel Senior Villas
Red Bridge Place
Sherman Family Foundation
Smithfield
St. Joseph Place, Inc.
St. Patrick's Manor
Swope Ridge
Tremont Place
Trent Green Family Foundation
United Way of Greater Kansas City
Vizcaya Apartments

\$15,000 to \$24,999

Bud Yarmo Social Fund
Christmas Families
Condon Family Foundation
George H. Nettleton Foundation
Ken and Wanda Eidson

RBC Wealth Management
Rick and Pam Kahle
Wide Awake Films
William G. McGowan Charitable Fund

\$10,000 to \$14,999

Blue Cross Blue Shield of Kansas City
Cathedral Square Towers
Dahl Family Fund
Daniel and Jackie Sailer
Edward G. and Kathryn E. Mader Foundation

GEHA
Hirschbach Motorlines, Inc
John Wright and Kathi Welch
Jonathan and Carrie Cohn
Kawahi Maluwai
Lockton Companies, LLC
Mark Garrett and Bob Wilcox
Menorah Heritage Foundation
Steinbeck Commons Apartments

\$5,000 to \$9,999

Arvest Bank
Autumn House
Bob and Bettina Groh
Beyond HR Solutions
Capital Realty
Columbia Square Town Homes
Commerce Bank
Emergency Food and Shelter Program
Flo Harris Foundation
Freeman Real Estate Holdings Group, LLC
Grand Hotel
Irvn E. and NeVada P. Linscomb Foundation
Jacob L. and Ella C. Loose Foundation

Judge Cleveland F. Moulton Christmas Poor Fund Trust
Julia Barnett
Kids for Peace
Lathrop and Gage, LLP
Marlborough Manor
Matt and Lori Tritz
Morgan Hunter Corporation
MRE Capital
Nowlin Hall
Pennie and Cliff Cohn
Ross Haynes and Mark Seely
Seaboard Corporation
Seaboard Foundation
Steve Phillips and Amy McCarthy
The Yarco Companies
Wesley Village Apartments

\$2,500 to \$4,999

American Fundraising Foundation
Anonymous
ARC Physical Therapy+
Balocca-Clemens Family Charitable Trust
Bank Midwest
Brittany Court
CBIZ/Mayer Hoffman Mc Cann PC
Chris and Kelli Cooper
Denise Delcore
Don Rosemann and Charlotte Walker
ECCO Select
Erica Dobreff and Terry Gratz
Frank and Malisse Sinito
Gretchen Adamson
Horizon Housing Foundation
Iowa Finance Authority
Jan Heinlein
Jeff and Michelle Carlstedt
Julie and Michael Birger
KCP&L
Kevin and LaCretia Lage

Kevin O'Rourke
Landmark Towers
Lawrence and Amanda Tynes
Liberty Mutual Insurance
Luke and Bridget Ismert
Olde Oak Tree
Pathway Church, Inc.
Paul and Kirsten Muench
Ridgewood Hills
Sarah and Matt Osborne
Southport-Yarco
Steve Dehnert and Laurel Groh
The Glasnapp Foundation
Thunderbird Apartments
Ticket Solutions
United Healthcare
University Commons
US Bank

\$1,000 to \$2,499

4Sight Construction
Adam Jorgenson
Andrew and Carolyn Rogers
Anne and Todd Weyler
Benevity Community Impact Fund
Bishop McCann
BKD Foundation
Blue Valley High School Cheer
Bluescope Employee's Credit Union
Bob and Vee Garrison
Bobbi and Mike Goff
Brandon and Courtney Scarborough
Brian Stewart and Jessica Best
Briar Ridge Residence LP-120
Cameron and Lora Garrison
Centric Projects
Chris Barhorst and Myla Tosatto
Coach's Bar and Grill
David and Erin McDaniel
David and Janet Houchen
Debbie Hosty
Deke Clayborn
Delta Dental Of Kansas
Doug and Kathy Rogers
Drew and Katie Komenda
Faith Alive Fellowship Inc
Frank and Kerty Levy

Gladys Hanna-White
Hal Shapiro
Heartland Combined Federal
Campaign CFC
IMA, Inc
Jake and Katie Mooney
JE Dunn Construction Company
Jeffi Jessee and Terry Allee
Jennifer and Jeremiah Jessee-Lantz
Jesse and Sarah Daly
John and Jeanine Williamson
Kansas City Southern
KC Southern
Lauren and William Richards
LeAnna Cumber
Lindsay and Brent Gieseke
Lynn and John Duncan
Matt Zender
Megan Toal
Michael and Shannon Margherio
Midwest Builders' Casualty
Millennia Housing Management, Ltd
Mollie McAuley
Nate and Lori Zehr
Nationwide Insurance
Newbury Development and
Management
Palestine Gardens
Pamela and Mike Kopplin
Paul Smith
Peter and Allison Hendrixson
Pro 31 Tax and Accounting
QuikTrip Kitchens
Ram and Radha Shankar
Ramsey Barhorst, LLC
Robert Nonamaker
Rod and Diana Huttman
Rosemann & Associates
Shane and Mikki Wright
Shawn and Erica Creger
Stephanie and Thomas Scott
The Eagle Point Companies
The IMA Foundation
Tom Cohen and Lena Price
Trent and Julie Green
UMB Financial Corporation

Willa Jessee and Charles Lantz
Willis Towers Watson

\$500 to \$999

Adam and Whitney Walter
Allison Mott
Amanda and Bill Iiams
Amber and Chris Manning Fund
Andi and Bret Bonge
Ashley and Brad Carrender
Bardavon
Beth MacLeod
BicMedia, Inc
Brian Hart
Brinshore Development, LLC
Brooke Beets
Catalent Pharma Solutions LCC -
Catalent Cares
Chase Higginbotham
City Gym
Community United Methodist
Church
Daniel and Vivien Schlozman
David Shapiro
Duffy Construction
Ellen Wilcox
Good Shepherd Hospice
Greater Horizons
Greater Kansas City Community
Foundation
Irv Belzer and Sue McCord Belzer
Jacob and Misty Dubin
Jessica and John Peryam
Jessica Criswell
Jill and Michael Chalfie
Jill and Tim Gillespie
Joe and Debbie Drake
John Green
John Powell
Jonathan Arnold
Kansas City Live!, LLC
Karen Greer Lesmeister
Kristen Walker-Smith
Linda Boerger
Madison Russo
Margaret McLaughlin
Mark and Sarah Dallas

Mark Borcharding
Mark Rodrigues
Mary and Kevin Cobb
Mary Hacker
Melea McRae
Melissa Miller
Michelle Rader
Monika Whitmore
Nerdy by Nature
Nicolette Tomasic
Patrick and Tracy Concannon
Patti and Matthew Sosa
Paul and Katy Schofer
Personal Best Fitness
PKD Foundation
Premier Tech, Inc.
Ramie and Matt Orf
Rebka and Russell Sakati
Richard and Anne Morse
Richard and Michelle Flournoy
Robert Matthews
Roger and Nancy Lewis
Rogers and Associates, LLC
Scott and Christa Dillabaugh
Scott and Sara Cogan
Shalea and Ryan Walter
SLCKET
Stephanie and Tim Atchity
Steve and Ani Renz
Steven Mott PC
Swope Community Builders
Syndeo
Tanya Davis
Terril and Diane Mettling
Terry and John Brown
The Alpert Companies
The Porch Swing, LLC
Tina and Bryan Hughes

\$100 to \$499

Abbott Insurance Inc.
Aging Resources of Central Iowa
Alan Karchmer
Alicia Murillo
Amazon Smile Foundation
Andrea Cooper
Angela and Rodney Powers

Angela Toussaint
Angie and Barry Newkirk
Annie Steffes
ARCP+ Des Moines, IA
Arthur and Lisa Smith
AuBurn Pharmacy, LLC
B. Hoov Design Studios, LLC
Bank of Blue Valley
Bill and Cindy Foreman
Bob and Carla Schock
Bob and Kristen Tinsman
Bob and Maureen Wall
Bob and Stacy Cook
Bowen and Kim White
Brandi Zschietzschmann
Brandon and Michelle McConnell
Brian and Kaitlin Cohen
Brian and Rosalind Price
Brian and Samantha Griggs
Cassandra Ryan
Cecil and Kathleen Bezoni
Cedric Ellenwood
Charles and Heidi Wooten
Cheryl Gross
Cheryl Jernigan
Christina Garcia
Christina Lundeen Cameron and
Bruce Cameron
Christine Zalar
Christopher and Stephanie Navrat
Cindy Tsutsumi
Connie Frick
Consolidated Communications
Cory and Casey Wright
Courtney Klahn
Craig and Michelle Holtzen
Dan Hilboldt
Danny and Brianne Roberson
Darren Seaman
David and Elizabeth Anderson
David and Mary Moore
David and Maureen Vogel
Dawn Young
Debbie Williams
Derek and Allison Sandstrom
Derek Tran

Don and Cindy Wampler
Don and Terri Fennelly
Dorothy Riviere
Drs. Miller, Sullivan, and Johnson
Drew and Allison Robinson
DST Systems, Inc.
Dwane and Marie Russell
Ed and Joann Hutchinson
Edith Ruiz
Elizabeth and Lynn Lang
Eric Givner
Erika Stiles
First National Bank of KS
Five Elms Capital Management, LLC
Gary and Shawna Davidson
Gillenwater
Girl Scout Troup 830
Grant Professionals Association,
Heart of America Chapter
Greg and Sybil Orman
HandR Block Foundation
Hannah and Dana Frew
Heath and Kristen Anderson
Heather and Dax Pineda
Heather Dillman
Helen Nelson
Hollis + Miller Architects Foundation
Holly and Jason Perez
Howard Barewin
IAMCP
ISSCO, INC.
Jack and Lisa Cornelison
Jacob Mogle
Jake Davis
Janet Adams
Janet Stone and Rick Coleman
Jasmine Glasper
Jeff and Kimberly Shultz
Jenni and Allen Helt
Jennifer Cartwright
Jessica Bond
Jim and Kathy Ingram
Jim and Rita Cooper
Jim Davis
Jocelyn Mourning
Joe and Leslie Pollard

Phoenix Family 2019 Board of Directors

Joe Sweeny	Marty Kankey	Tyler and Laura Higginbotham
John Pearson	Megan Heyns	Tyler Houser
John Schorgl	Mercer-Zimmerman, Inc.	Vanessa Wrench
John Wood	Meyers Law Firm	Vince and Joanne Hayworth
Jon and Jeanne Krug	Miah Baum	Whatever It Takes Electrical
Jordan and Lisa Swanson	Michael and Carrie Condon	Zach Thomas
Judy Graves	Michelle Moore	\$99 & Under
Julie Meers	Mickey and KC Carlson	Adam Mounivong
Kansas International Film Festival	Mike Grube	Anne Siegel
Kara Eidson and Mike Lee	Mission St. Louis, MO Bank	Beth Murano
Karen Rolfs	Monica and Gary Fanning	Cassandra Long
Karen Schlabach	Mt. Carmel Place	Dick Nelson
Katie Harrison	Nick and Emily Steinwart	Erika Schaefer
Katie Jones	Norm and Debbie Messner	Frederick Van Winkle
Kecia Chappel	Pam Planchon	James and Mary Zeller
Kellie Walker	Pamela Barton	Jeff Stouse
Kendra Scott, LLC	Pamela Stacey Rice and Family	Joi Harris
Kevin Van Emburgh and Becky Ramel	Pascale Henn	Joy and Gary Broils
Kim Christensen	Phil and Anita Otto	Katie Gerst
Kindra and John Jackel	Pickering Law Firm, P.A.	Kimber Myers Givner
Kristin Kostlan	Pinnacle Plus Financial	Kristen Cooper
Kurt and Liz Aarons	PL Restaurant Holdings, LLC	Lauren Pasquith
Lacy Dehnert	QTD Ellenwood	Linda Bennett
Larry and Lana Paul	Randy and Beth Callstrom	Linda Gaikwad
Lauren Robson	Rick Wilcox	Lisa and Steve Burke
Leanne Heflin	Robyn and Bob Steven	Lori Etheridge
Leslie and Mason Karrer	Ron and Julia Hupp	Mac Reyes
Leslie Sampson	Ryan and Brenna Hoover	Mark Dennis
Libby Otto	Sam Foreman	Melissa Callahan
Linda Brzuchalski	Savanah Tannehill	Rhonda Bruns
Linda Stout Potter	Scott and Jan Berghaus	Robb Groh
Lindsay Harden	Scott and Julie Havens	Scott and Susie Keilbey
Lisa Philpott	Scott Marchbank	Shannon Hesterberg and Dave Abadie
Lisa Witcher	Skip and Catherine Wombolt	Shelby Wilkes
Liz Fernandez	Stacey Keith	Steve and Charlena Peppes
Lowell and Sophia Byers	Stephanie Jones	Steve Haley
Lyle Stone	Susan and John Still	Tammy Gannaway
Lynn Vossen	Susan and Lawrence Parrish	Teresa Cole
Majid and Melody Ghavami	The Buford Malone Group	Tyler Reece
Mara and Ben Cohara	The Family Conservancy	Unicorn Theatre
Marie McElfish	The Salvajor Co	Valori Sanders
Mark and Deb George	Tina Frey	W. Richard Nelson
Mark and Mary Basola	TL Kurtz	Wade Carr
Marla Svoboda	Todd Haselhorst	
Marquis Queen	Todd Navrat	
	Traci Todd Murphy	

Ulysses “Deke” Clayborn Clayborn & Associates, LLC	Cameron Garrison Lathrop & Gage, LLP	Sarah Osborne GEHA
Matt Condon Bardavon	David Houchen Bank of Blue Valley	Brandon Scarborough CobbsAllen
Erica Dobreff Kansas City Equity Fund	Rick Kahle, Chair Private Investor	Mark Seely Lockton Companies
Ken Eidson RBC Wealth Management	David McDaniel Holmeswood Baptist Church	Ram Shankar UMB Financial
Mark Garrett Smithfield	Ramie Orf Bank Midwest	John Wright Beyond HR Solutions

Phoenix Family Offices

Administrative Offices Kansas City, MO	Georgian Court Kansas City, MO	Palestine Gardens North Kansas City, MO
Autumn House Maryville, MO	John Calvin Manor Lee’s Summit, MO	Parallel Senior Villas Kansas City, KS
Bainbridge Apartments Kansas City, MO	Landmark Towers Liberty, MO	Parvin Estates Kansas City, MO
Brittany Court Gardner, KS	Ligutti Towers Des Moines, IA	Poplar Court Olathe, KS
Cathedral Square Towers Kansas City, MO	Linda Vista Kansas City, MO	Red Bridge Place Kansas City, MO
Claudell Homes I & II Columbia, MO	Marlborough Manor Kansas City, MO	Ridgewood Hills Harrisonville, MO
Columbia Square Townhomes Columbia, MO	Nowlin Hall Kansas City, MO	St. Joseph’s Place Kansas City, MO
Columbus Park Plaza Kansas City, MO	Oak Grove Manor Oak Grove, MO	St. Patrick’s Manor Cameron, MO
Curls Manor Kansas City, MO	Oakland Heights Kansas City, MO	Swope Ridge Gardens Kansas City, MO
East Hills Village Kansas City, MO	Olde Oak Tree Apartments Independence, MO	Thunderbird Apartments Harrisonville, MO
Elsie Mason Manor Des Moines, IA	Olive Park Village Kansas City, MO	Tremont Place Kansas City, MO
Friendship Village Kansas City, MO	Palestine Gardens Kansas City, MO	Windsor Court Arkansas City, KS



Phoenix Family
3908 Washington
Kansas City, MO 64108

Tel 816 561 1033

Fax 816 561 0287

Email: info@phoenixfamily.org

Facebook: www.facebook.com/phoenixfamily

Twitter: @pfhorg

www.phoenixfamily.org